

ONLINE2021
ATU
C L U B
POOMSAE
OPEN CHAMPIONSHIPS

PARTICIPATION MANUAL

www.atupoomsae-open.com



ONLINE2021
ATU
CLUB
POOMSAE
OPEN CHAMPIONSHIPS

INDEX

- **Sign up for KPNP-ON**
- **Athelete's Registration**
- **Application**
- **Video Upload**



ONLINE2021
ATU
C L U B
POOMSAE
OPEN CHAMPIONSHIPS




Click to Downlad

For using our website, must use Chrome




SIGN UP FOR KPNP-ON

- Please access to www.knpn-on.com
You can change the language options like below.



- Click the REGISTER tab.



SIGN UP FOR KPNNP-ON

- All terms and conditions must be agreed. (please click the check box)

The screenshot shows the 'KPNNP REGISTER' page. A yellow box highlights the checkbox for 'I agree to abide by the KPNNP-ON Membership Agreement and Privacy Policy.' Below this, the 'KPNNP-ON Membership Terms & Conditions(Required)' are listed in Korean. The terms include: 1) Users must agree to provide accurate information. 2) All information provided is subject to verification. 3) Users must provide accurate information to receive legal protection. 4) Users must agree to the terms of service. 5) The company will protect the personal information of members according to the law.


- Please fill-out the essential information. (“ * “ marked sections)
- Must fill-up Team/Club section.
- If you are individual participant, use your name as Team/Club.

The screenshot shows the 'KPNNP REGISTER' form. The 'Team/Club*' section is highlighted with a yellow box. It contains a text input field with the placeholder 'Register a team by clicking th' and a red 'Search' button. Below this, there are fields for 'E-Mail', 'Photo', 'Nationality', and 'South Korea'.

The screenshot shows the 'Select Team/Club' dialog box. It has a search bar with the placeholder 'Enter complete or partial name of your Team/Club to search listed Team/Club.' and a red 'Search' button. Below the search bar, there is an 'Important' section with text: 'Team/Club name must be provided for registration. If your Team/Club is not on the list, please press 'New Team/Club' button to add your Team/Club. You CANNOT complete Registration without Team/Club.' At the bottom, there is a red 'Add Team/Club' button.

SIGN UP FOR KPNP-ON

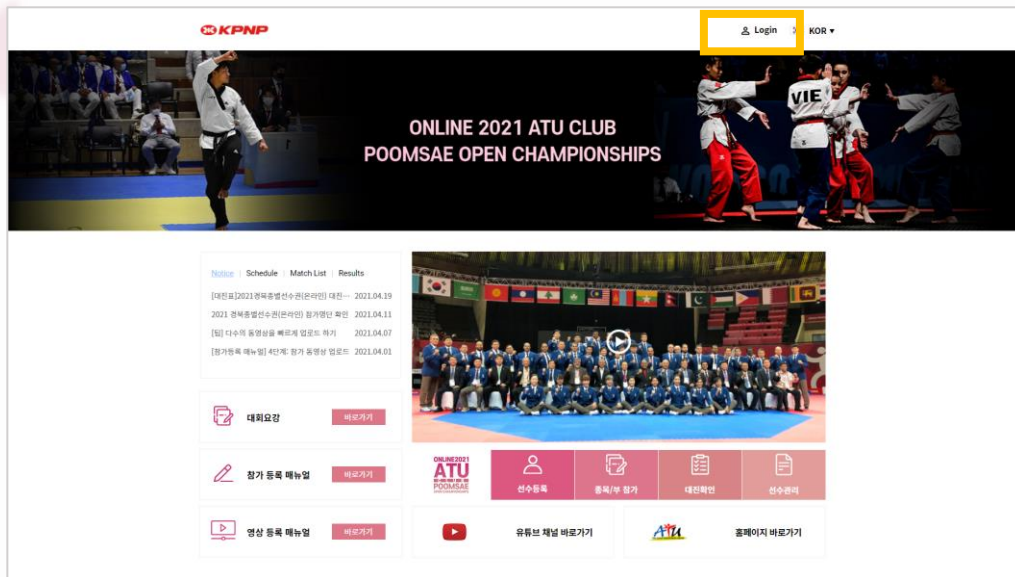
- When you done your registration sequences, you can “Login” our website.




FINISHED

ATHELETE'S REGISTRATION

- Access to <http://atupoomsae-open.com> and click Login




- Log in on KPNP-ON and close this tap .
- go back to the previous page.



ATHELETE'S REGISTRATION

- Click REGISTRATION Icon



- Click “Add Athlete” and fill it up your athlete’s information.
- When you finished, must click “Save” button.

ATHLETES REGISTRATION APPLICATION Return to Main

KPNP - 이인수

Athlete Management(2)

Save
Delete Athletes
⊕ Add Athlete
Import Athlete List

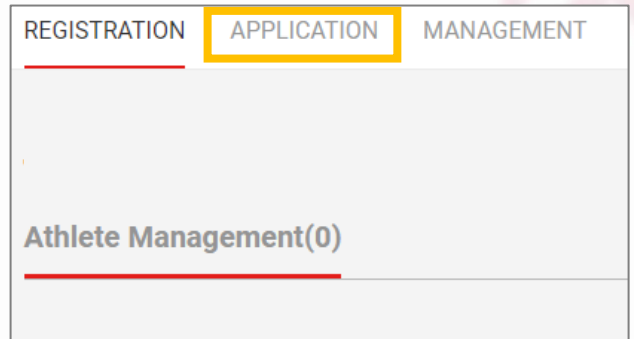
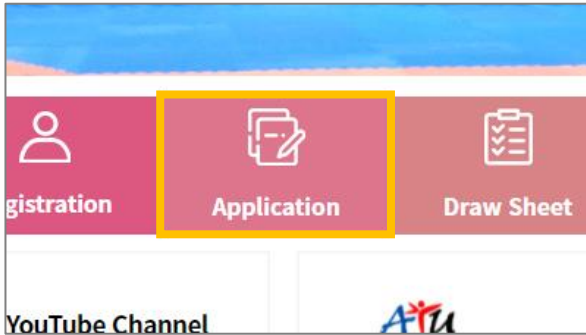
No	PHOTOS	NAME	Gender	Date of Birth	Continent	Country	Team/School	CI
1		Hong Gildong	Male	2013-12-09				
2		Kim Jisoo	Male	2013-06-11				

FINISHED

APPLICATION

- You can access to APPLICATION TAB in two ways

- Click Application in <http://atupoomsae-open.com>
- Click Application in <https://www.knpn-on.com/site/ATU202111/application>



- Select the option from the dropdown and choose the division. Then, click “Application” button.

1

Geup

[Color Belt] Recognized/ Individual

Children 2

2

> [Geup] Geup [Color Belt] Recognized/ Individual Children 2

Return to Main

[Geup] Geup [Color Belt] Recognized/ Individual Children 1 - Registrar

Jane Smith (Female - NONE)
2017-06-07 | Kukkiwon Poom/Dan no:

Cancel

Athlete List


Jane Smith (Female - NONE)
2017-06-07 | Kukkiwon Poom/Dan no:

3 Application

- You can check application created status like below.

[Return to Main](#)

[Geup] Geup [Color Belt] Recognized/ Individual Children 1 - Registrar



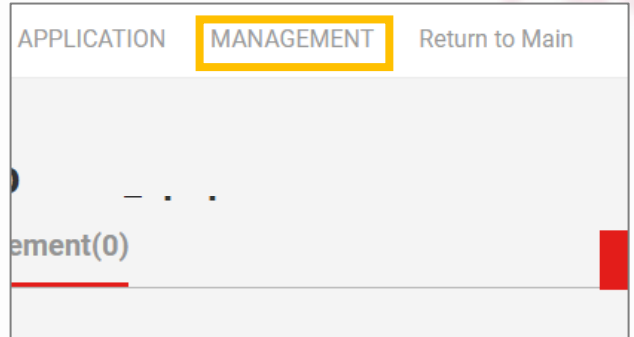
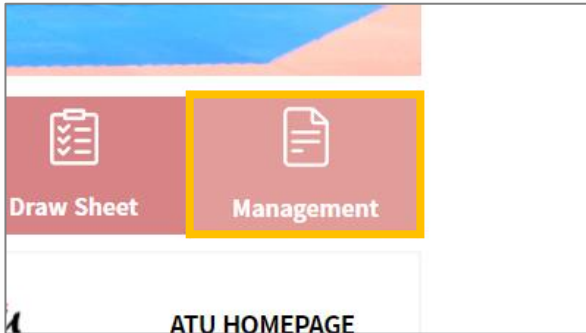
Jane Smith (Female - NONE)
2017-06-07 | Kukkiwon Poom/Dan no:

[Cancel](#)

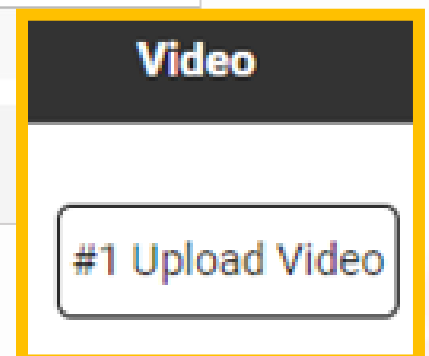
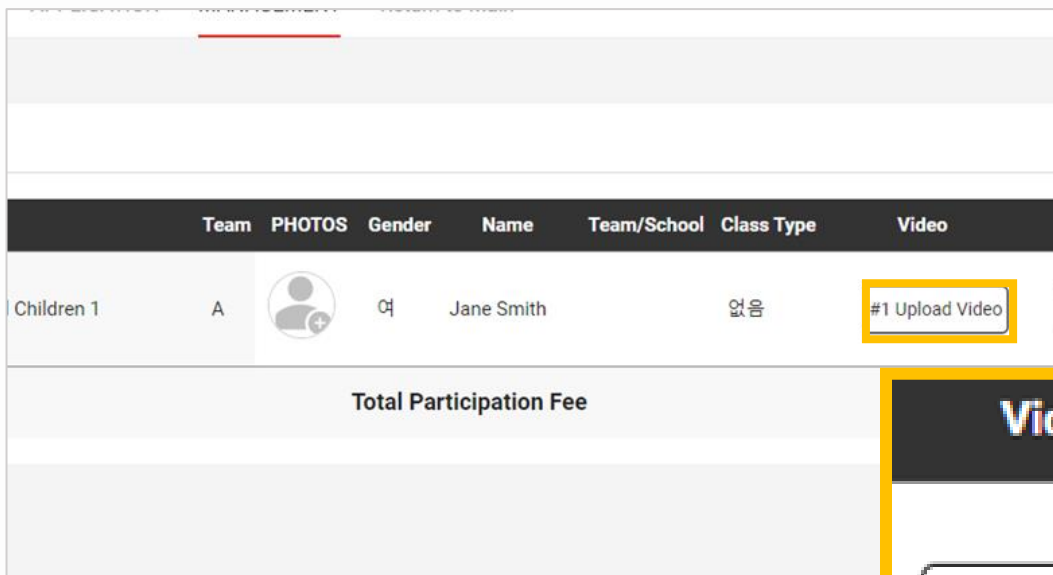
FINISHED

VIDEO UPLOADING

- To upload video, you can access to Management TAB in two ways
 - Click Management in <http://atupoomsae-open.com>
 - Click Management in https://www.knpn-on.com/site/ATU202111/application_info



- You can find “Upload Video” button in that page.
- Click “Upload Video” button.



SIGN UP FOR KPNP

- Follow the steps below:

Registration

Upload Thumbnail Encoding

Choose your video to upload.

Search

0B / 2 GB

- Click "Search" tab,
Choose the video file on your computer.

※ Before recording, please follow the referred Guide Videos.

Registration

Upload Thumbnail Encoding

Choose your thumbnail.

Back Next

- Select the thumbnail and move on to the next step.

Registration

Upload Thumbnail Encoding

Thank you!
Now you can close the window regardless the
encoding is going on.

0 %

Close

- Finished.

※ You can close the window regardless
the encoding is going on.

Video Standard: 1920x1080, 30p

※ If the video file is too big, it takes many minutes.

FINISHED